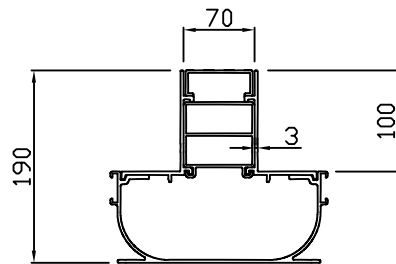
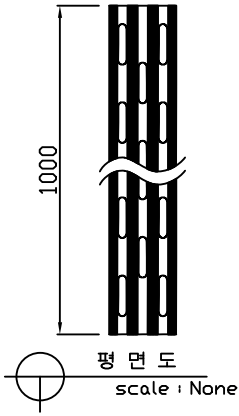


평면도  
scale : None

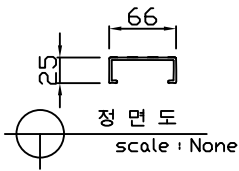


정면도  
scale : None

타공커버

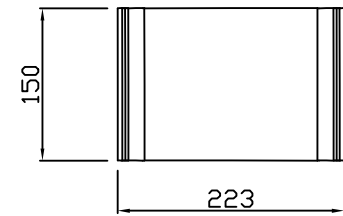


평면도  
scale : None



정면도  
scale : None

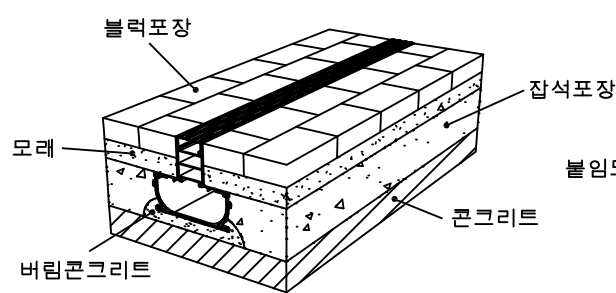
연결소켓



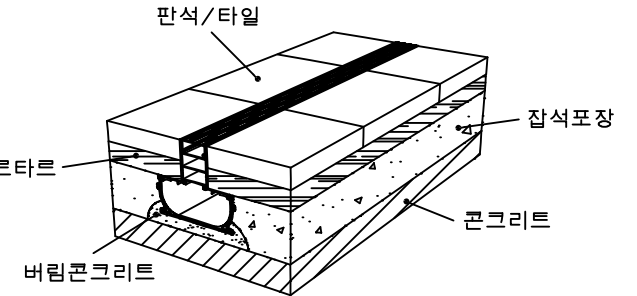
평면도  
scale : None



정면도  
scale : None



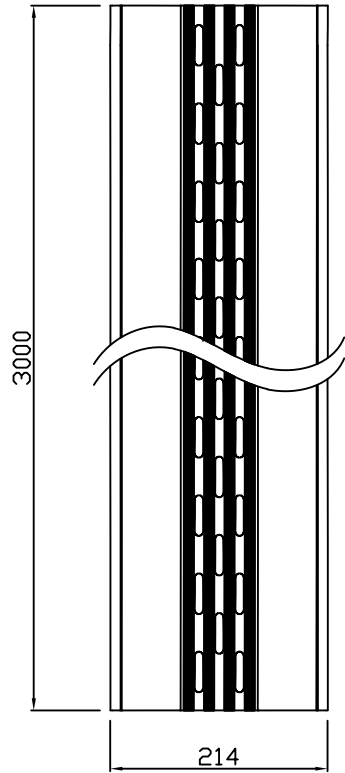
설치예시도 1  
scale : None



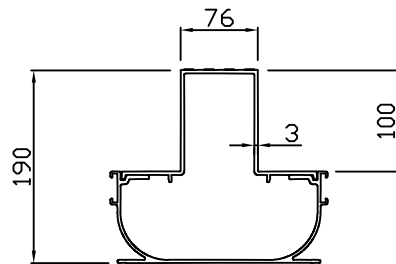
설치예시도 2  
scale : None

PROJECT TITLE	AL수로관	SUBJECT TITLE	DATE
MATERIAL		WEIGHT	SIZE
		Kg	214*190*3000



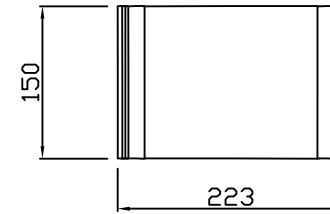


평면도  
scale : None

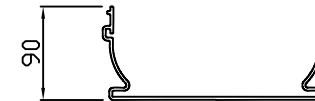


정면도  
scale : None

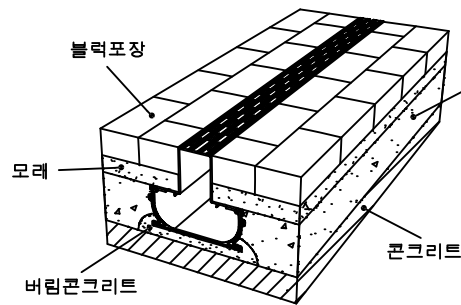
연결소켓



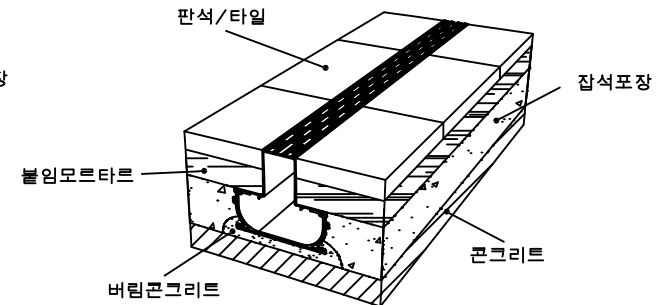
평면도  
scale : None



정면도  
scale : None

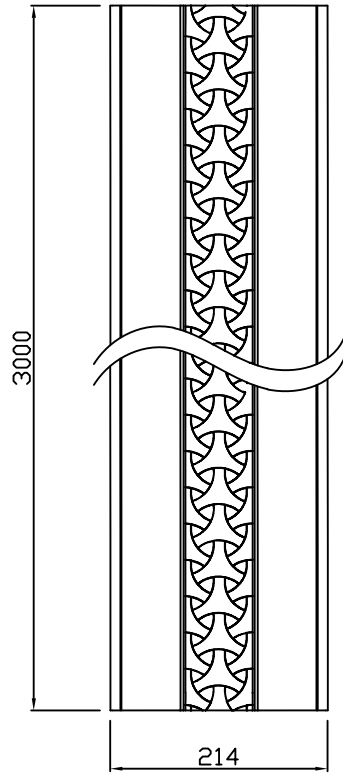


설치예시도 1  
scale : None

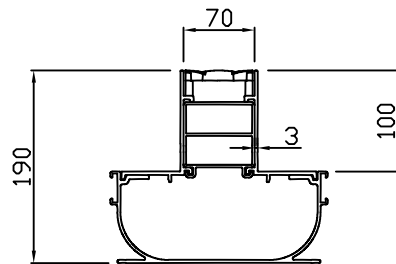


설치예시도 2  
scale : None

PROJECT TITLE	AL수로관	SUBJECT TITLE		DATE	
MATERIAL		WEIGHT		SIZE	214*190*3000

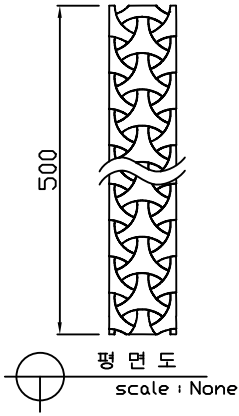


평면도  
scale : None

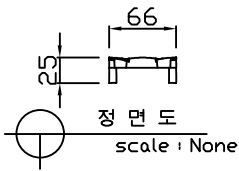


정면도  
scale : None

주철디자인커버

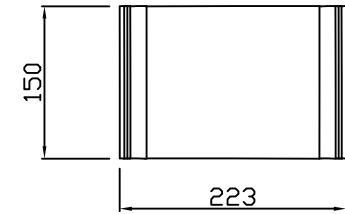


평면도  
scale : None



정면도  
scale : None

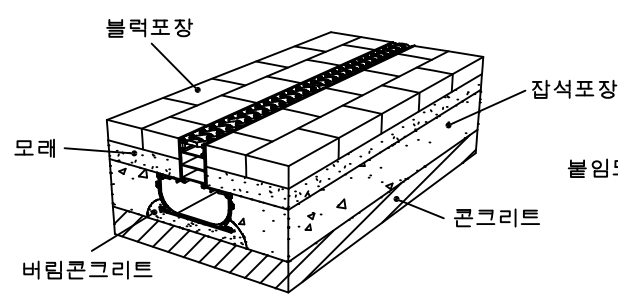
연결소켓



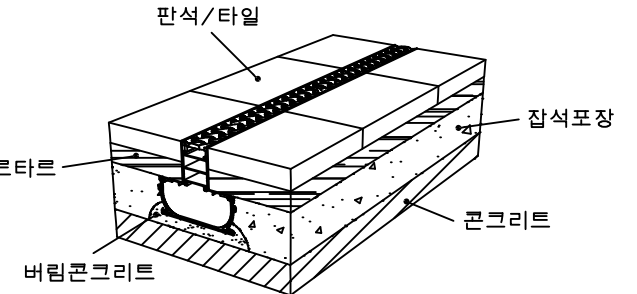
평면도  
scale : None



정면도  
scale : None



설치예시도 1  
scale : None



설치예시도 2  
scale : None

PROJECT TITLE	AL수로관	SUBJECT TITLE		DATE	
MATERIAL		WEIGHT	Kg	SIZE	214*190*3000